

PRODUCT SPECIFICATION

A

- 
- 1. PRODUCT : TOUCH PANEL
  - 2. PART NUMBER : **TTI : T010-1301-T161**  
**Customer :**
  - 3. ATTACHED DRAWING : **Tech Bes TTI-06001**

B

SIGNATURE FOR YOUR RECEIPT
DATE:

C

TRANSTOUCH TECHNOLOGY INC. (TTI)  
DOCUMENT No. : TTI PRODUCT TECHNOLOGY Dept.

D

MANAGER : \_\_\_\_\_ DATE: \_\_\_\_\_

---

TTI PRODUCT TECHNOLOGY Dept.  
3F No.50 Hwa-Ya 3<sup>rd</sup> Road ,Kwei-san Shian Tao-yuan ,Taiwan  
TEL(03)3978800 FAX(03)3978855

PROPRIETARY NOTE  
This document contains information confidential and proprietary to TRANSTOUCH TECHNOLOGY INC. (TTI) and shall not be reproduced or transferred to other documents or disclosed to other or used for any purpose other than for witch it was obtained without the expressed written consent of TRANSTOUCH TECHNOLOGY INC. (TTI)

E

原圖管理元  
↑  
日付

					Title: Touch Panel Spec.	
					Draw No. Tech Bes TTI-06001	
					Cust	
ED	Date	Design	Check	Description		
Des	20060105	Dicor	Chk		App.	
					富晶通科技股份有限公司 Transtouch Technology Inc.	
					SHEET	1/16

F

1

2

3

4

A

B

C

D

原圖管理元



日付

# 觸控面板製品規格書

## TOUCH PANEL SPECIFICATION

富晶通科技股份有限公司  
TRANSTOUCH TECHNOLOGY INC.

Title: Touch Panel Spec.

Draw No. Tech Bes TTI-06001

Cust

ED	Date	Design	Check	Description
Des	20060105	Dicor	Chk	App.

富晶通科技股份有限公司  
Transtouch Technology Inc.

SHEET

2/16

觸控面板製品規格書  
TOUCH PANEL SPECIFICATION

A

1. 適用範圍 Application

此規格書是適用富晶通科技股份有限公司所製作的觸控面板。  
This specification is applied to TOUCH PANEL made by  
TRANSTOUCH TECHNOLOGY INC. (TTI)。

【製品圖號 Product No.】

品名 Name	製品圖號 P/No.	尺寸 Size	備註 Remark
觸控面板 TOUCH PANEL	T010-1301-T161	8.4	筆/指輸入兼用 for pen & finger input (RoHS)

B

2. 概要 Function

此製品是裝置在 LCD 等平面顯示器上使用電阻薄膜的觸控面板。以先端有小 R 的筆或是以手指按下觸控面板的表面，觸控面板的電壓會透過檢出迴路將座標值檢測出來。  
TTI TOUCH PANEL is resistance type that customer uses with flat display like LCD. Once operator touches it by resin PEN with round end or FINGER, the circuit for TOUCH PANEL sends coordinate point to PC from voltage at contact point.

C

3. 製造者 Manufacturer

富晶通科技股份有限公司 TRANSTOUCH TECHNOLOGY INC. (TTI)  
所在地:桃園縣龜山鄉(華亞科技園區)華亞三路 50 號 3 樓  
Address:3F No.50 Hwa-Ya 3<sup>rd</sup> Road ,Kwei-san Shian Tao-yuan ,Taiwan

D

4. 外型 Outline

4.1 外型圖 Drawing

參考最後附加圖面  
Please refer the last page of this spec.

原圖管理元  
↑  
日付

					Title: Touch Panel Spec.			
					Draw No. Tech Bes TTI-06001		Cust	
ED	Date	Design	Check	Description			富晶通科技股份有限公司 Transtouch Technology Inc.	SHEET 3/16
Des	20060105	Dicor	Chk		App.			

A

B

C

D

E

F

### 4.2 用語定義 Defines of words

用 語 Words	定 義 Defines
動作保證範圍 Guaranteed active area	觸控面板的特性保證範圍。 Area to be guaranteed all characteristics stated on this spec.
上蓋邊界 Boundary line of top enclosure	表示上蓋外框的建議位置。 Recommended boundary line of top enclosure
透明範圍 View (transparent) area	雙面膠或是從電極內側的透明範圍。 View area which is inside adhesive zone or electrode pattern . Top enclosure must not be fixed bye this area.
誤輸入防止範圍 Touch undetected	在透明絕緣的範圍上，防止上蓋邊緣的誤觸動區域 Area to protect miss-input when top enclosure edge touches the touch panel.

### 5. 特性 Characteristics

#### 5.1 光學特性 Optical characteristics

	項 目 Item	規 格 Specification	備 註 Remarks
1	全光線透過率 TRANSPARENCY	82.5% Typ. 80% Min. (動作保證範圍內) (Inside of guaranteed active area)	JIS K-7105
2	HAZE	8.0% Typ. (霧面 Anti-glare)	JIS K-7105

#### 5.2 環境特性 Environmental characteristics

	項 目 Item	規 格 Specification	備 註 Remarks
1	動作溫度 Operation temperature	-5°C ~ 60°C	Max. wet Temp. is 38°C(No dew)
2	保存溫度 Storage temperature	-30°C ~ 70°C	
3	動作濕度 Operation Humidity	20% ~ 90%RH	
4	保存濕度 Storage temperature	10% ~ 90%RH	

原圖管理元  
↑  
日付

					Title: Touch Panel Spec.			
					Draw No. Tech Bes TTI-06001		Cust	
ED	Date	Design	Check	Description			富晶通科技股份有限公司 Transtouch Technology Inc.	SHEET 4/16
Des	20060105	Dicor	Chk		App.			

5.3 機械特性 Mechanical characteristics

項 目 Item	規 格 Specification	備 註 Remarks
1 表面硬度 Hardness of surface	鉛筆硬度 3H Pencil hardness 3H.	JIS K-5600-5-4 150gf, 角度 45 度
2 FPC 剝離強度 FPC peeling strength	1) 5N 以上 (5N Min.) 2) 19.6N 以上 (19.6N Min.)	1) 向上垂直剝離 Peeling upward by 90° 2) 向下垂直剝離 Peeling downward by 90°
3 入力荷重 Operation force	筆 Pen 指 Finger 0.05N~1.96N (5~200gf)	動作保證範圍內,但不分布在邊緣及 Dot-Spacer 之上 Within" guaranteed active area", but not on the age and Dot-Spacer.

5.4 電氣特性 Electrical characteristics

項 目 Item	規 格 Specification	備 註 Remarks
1 額定電壓 Rated Voltage	DC 7V max.	
2 電極間電阻 Resistance	X axis : 200Ω ~ 1000Ω(Glass 側) Y axis : 100Ω ~ 800Ω(Film 側)	FPC 連接端測量 At connector
3 直線性 Linearity	±1.5%以下「最初值」 max 「initial value」 ±2.0%以下「環境及壽命試驗後」 max 「after environmental & life test」	測定條件請參照註 1 Refer Note-1 測試力量: 250gf
4 Chattering	20ms Max At connector pin	
5 絕緣電阻 Insulation Resistance	10MΩ 以上(DC 25V) 10MΩ min(DC 25V)	

原圖管理元

↑

日付

					Title: Touch Panel Spec.				
					Draw No. Tech Bes TTI-06001		Cust		
ED	Date	Design	Check	Description			富晶通科技股份有限公司	SHEET	5/16
Des	20060105	Dicor	Chk		App.		Transtouch Technology Inc.		

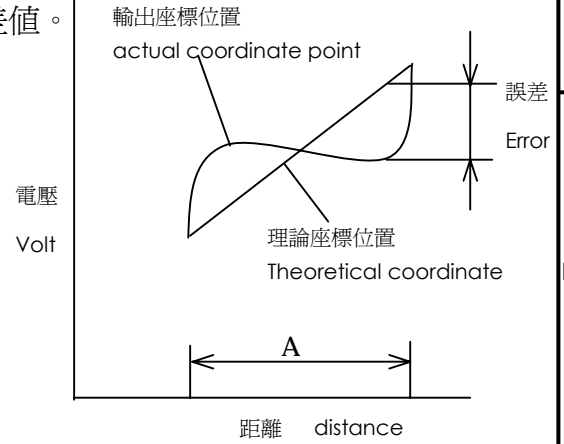
註 1: Note-1

直線性測定條件

Measurement condition of Linearity

在動作保證範圍內，沿著 X、Y 各軸的直線上任意複數點將最外端的點連結成一假想直線，相對於此線的偏差值。直線性是基準電壓分割值得最大偏差電壓。

Difference between actual voltage & Theoretical voltage is an error at any points. Linearity is the value max. error voltage divided by voltage difference on active area.



A: 動作保證範圍  
Guaranteed active area

6. 耐久性 life test condition

6.1 機械特性 Mechanical characteristics

1	筆寫壽命 Notes life	10 萬字以上 10 <sup>5</sup> words min	動作保證範圍內 Within "guaranteed active area"
2	打點壽命 Input life	100 萬次以上 10 <sup>6</sup> times min	動作保證範圍內 Within "guaranteed active area"

※ 入力荷重測定條件

Measurement condition of operation force

按下 film 表面，X 軸 Y 軸間的電阻值在 2kΩ 以下時所測得的入力荷重。

Resistance between X & Y axis must be equal or lower than 2kΩ ( $R_{on} \leq 2k\Omega$ ).

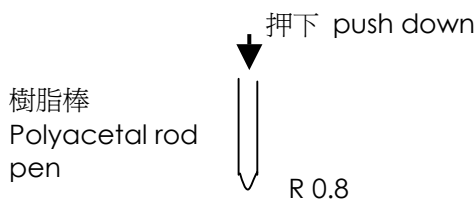


Fig.1 筆輸入 by pen

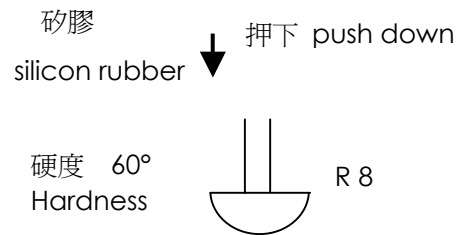


Fig.2 指輸入 by finger

原圖管理元  
↑  
日付

					Title: Touch Panel Spec.	
					Draw No. Tech Bes TTI-06001	
					Cust	
ED	Date	Design	Check	Description		
Des	20060105	Dicor	Chk	富晶通科技股份有限公司 Transtouch Technology Inc.		
						SHEET
						6/16

※ 筆寫壽命(耐久性)試驗條件 Notes life test condition (by pen)

在動作保證範圍內以任意 A.B.C...7.5 ×6.75mm 大小的文字在 10 ×9mm 大小區域中，以下記的筆連續書寫。

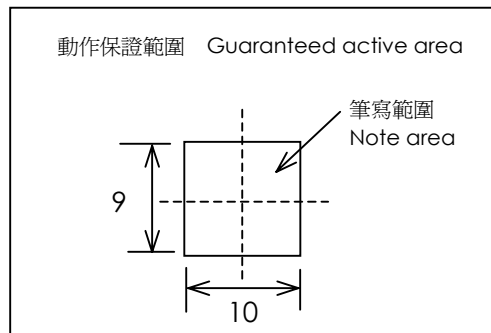
Notes area for pen notes life test is 10×9mm. Size of word is 7.5×6.75mm. Word is any A.B.C..... word. Center of each word is changed at random in notes area.

- 筆尖端 Shape of pen end : R 0.8 (Refer Fig.1)
- 筆材料 Materials of pen : Polyacetal
- 入力荷重 Load : 250g
- 速度 Speed : 60mm/s

【 判定基準 Judge base 】

關於入力荷重、絕緣電阻、電極間電阻需滿足 5.3,5.4 的特性

Operation force, Insulation resistance & Resistance stated before as 5.3 , 5.4 must be within spec.



※ 打點壽命(耐久性)試驗條件 Input life test condition( by finger )

使用矽膠在同一地方連續打點

By silicone rubber tapping at same point.

- 橡膠尖端 Sharp of rubber end : R8 硬度 Hardness 60°(Refer fig.2)
- 操作力 Load : 200g
- 操作頻率 Frequency : 5Hz

【 判定基準 Judge base 】

關於入力荷重、絕緣電阻、電極間電阻需滿足 5.3 , 5.4 的特性

Operation force, Insulation resistance & Resistance stated before as 5.3,5.4 must be within spec.

原圖管理元

日付

↑

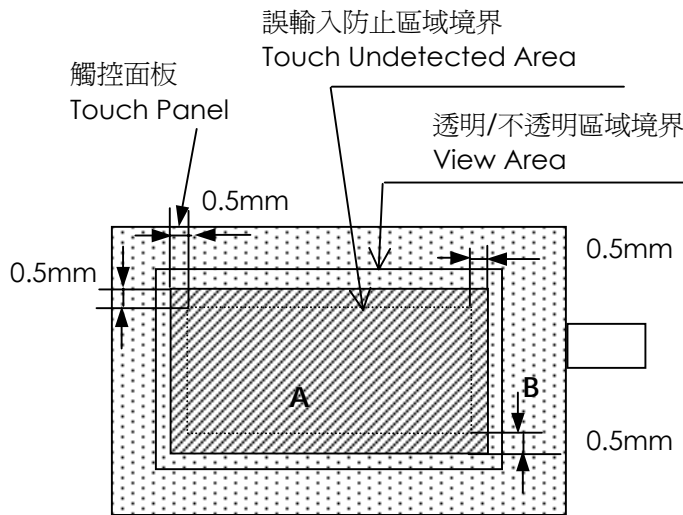
					Title: Touch Panel Spec.	
					Draw No. Tech Bes TTI-06001	
					Cust	
ED	Date	Design	Check	Description		
Des	20060105	Dicor	Chk		App.	
					富晶通科技股份有限公司 Transtouch Technology Inc.	
					SHEET	7/16

### 6.2 環境測試條件 Environmental test condition

項目 Item	規格 Specification	備註 Remarks
1 高溫保存試驗 High temperature storage	70°C, 240 hr (After 1 hr room temp. and test)	關於入力荷重、絕緣電阻、電極間電阻需滿足 5.3, 5.4 的特性 Operation force, Insulation resistance & Resistance stated before as 5.3, 5.4 must be within spec.
2 低溫保存試驗 Low temperature storage	-30°C, 240 hr (After 1 hr room temp. and test)	
3 高溫高濕動作試驗 High temperature & high humidity Operation	40°C, 95%RH, 5V, 240 hr (After 24 hr room temp. and test)	
4 溫度衝擊循環試驗 Temperature Cycling	-30°C ~ +70°C (0.5hr each), 50cycles	

### 7. 外觀規格 Appearance.

#### 7.1 外觀基準適用領域(範圍) Scope of reject criteria.



領域 Area	外觀仕様 Specification
A	使用上不會有可視的缺失而影響正常操作。檢查基準依據 7-2 項。 Without any defect point to effect on normal operation.
B	不檢查 None-specify.

A : 上蓋位置的內側區域

Inside of Boundary Line of Top Enclosure.

B : 領域 A 以外 Without A area.

原圖管理元  
↑  
日付

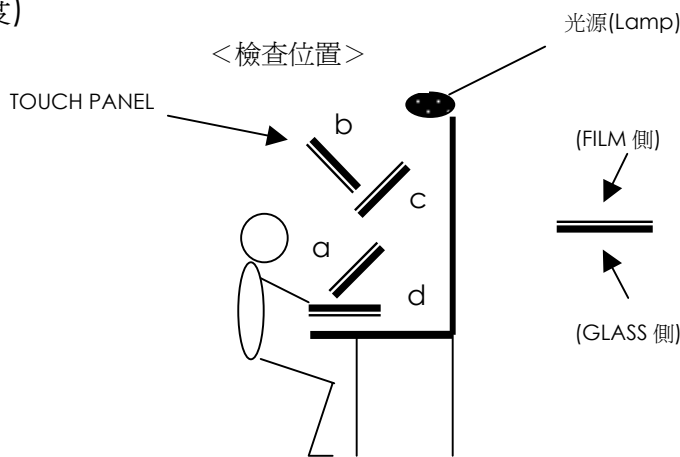
					Title: Touch Panel Spec.	
					Draw No. Tech Bes TTI-06001	Cust
ED	Date	Design	Check	Description		富晶通科技股份有限公司 Transtouch Technology Inc.
Des	20060105	Dicor	Chk	App.		
					SHEET	8/16



7.2 檢查基準 Reject criteria.

項 目 Description	檢 查 基 準 Reject criteria
A FILM / GLASS 刮傷(點狀) Film / GLASS Scratch (Dot type)	Diameter $0.35\text{mm} < D$ : To be zero
	Diameter $0.2\text{mm} \leq D \leq 0.35\text{mm}$ : max 2 points
	Diameter $D < 0.2\text{mm}$ : None-specify
FILM / 玻璃 表面線狀刮傷 FILM / GLASS Scratch(Line type)	Width $0.05\text{mm} < W$ : To be zero
	Length $3\text{mm} < L$ : To be zero
	Width $0.03\text{mm} \leq W < 0.05\text{mm}$ : Max: 2 points With length $L \leq 3\text{mm}$
	Width $W < 0.03\text{mm}$ : None-specify
B FILM / 玻璃間 異物 / 髒污 Foreign material between glass & film	Diameter $0.35\text{mm} < D$ : To be zero
	Diameter $0.2\text{mm} \leq D \leq 0.35\text{mm}$ : max 2 points
	Diameter $D < 0.2\text{mm}$ : None-specify
FILM / 玻璃間 線狀異物 Foreign material between glass & film (Line type)	Width $0.05\text{mm} < W$ : To be zero
	Length $3\text{mm} < L$ : To be zero
	Width $0.03\text{mm} \leq W < 0.05\text{mm}$ : Max: 2 points With length $L \leq 3\text{mm}$
	Width $W < 0.03\text{mm}$ : None-specify
欠點累計總數	Total detect 4 points
C 牛頓環 Newton ring	在螢光燈(700Lux 以上)下，目視(距 Touch Panel 20~30cm)判斷 5~10 秒無牛頓環/MORIE，但是在同一條件之下從玻璃面所見的牛頓環/MORIE 不在規範內。(依限度樣本) Not seen from PANEL film side under fluorescent lamp, exclude from PANEL glass side. (Distance 20~30cm from eyes to Touch Panel)

視角(+/- 65 度)



※ D : Diameter[ $D = (\text{長徑} + \text{短徑}) / 2$ ], W : 寬(Width), L : 長(Length)

原圖管理元  
↑  
日付

					Title: Touch Panel Spec.	
					Draw No. Tech Bes TTI-06001	Cust
ED	Date	Design	Check	Description	富晶通科技股份有限公司 Transtouch Technology Inc.	SHEET 9/16
Des	20060105	Dicor	Chk	App.		

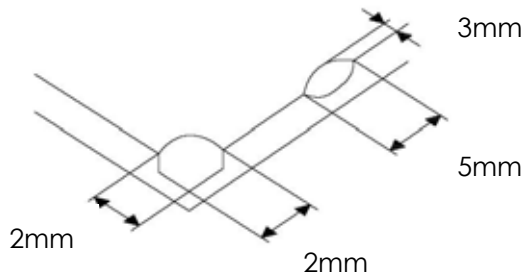
A

A

項 目 Description	檢 查 基 準 Reject criteria
-----------------	-------------------------

玻璃瑕疵  
Glass flaw

不超過下述的規範值，數量不限。  
厚度方向的瑕疵(缺角)最大到板厚為止。  
To be no flaw which size is over the drawing  
Specified as blow. Number of flaw is none-specify.  
Traveling flaw is none.  
Flaw of thickness direction size is max.



B

B

Film 外形大小  
Film size

Film 的大小不超出玻璃外形 ( 雙面膠除外 )。  
Film is in glass area (or size).  
(Exclude double-side adhesive tape)

C

C

FPC 異物/髒污  
Foreign material for FPC

Cover Film 內層雜質不可跨越兩迴路。  
Foreign material can not short two patterns.

FPC 刮傷  
FPC Scratch

會造成製品電氣特性障礙的刮傷皆不可。  
Scratch can not effect electrical characteristics

FPC 皺折  
FPC Crumple

會造成製品電氣特性障礙的皺折皆不可。  
Crumple can not effect electrical characteristics

D

D

雙面膠大小  
Adhesive Tape size

雙面膠的露出不包括在尺寸規定中。  
Adhesive Tape out of Panel Outline is excluded.

原圖管理元

日付

↑

E

					Title: Touch Panel Spec.	
					Draw No. Tech Bes TTI-06001	
					Cust	
ED	Date	Design	Check	Description		富晶通科技股份有限公司 Transtouch Technology Inc.
Des	20060105	Dicor	Chk	App.		
					SHEET	10/16

F

### 8. 表示方法 Showing

Touch Panel 製造型格及製造年月份表示方法。

Showing to P/No., Production & Year/Month.

	表 示 Showing	意 思 Meaning	備 考 Notes
製品型格 Product No.	1301-611	T010 – 1301-T611	
製造批號 Production Lot No.	雷射打印於 Film 面 06010001	前兩碼(1, 2 碼)為年份(06: 2006 年); 年份後兩碼(3, 4 碼)為月份(01: 1 月); 其他碼(5~8 碼)為流水號	製造批號 Production Lot No.

### 9. 注意事項 Attention

(1) 本產品是使用玻璃所製，因為玻璃的邊、角是銳利的，在使用觸控面板時請多注意。  
 在使用觸控面版時請戴手套作業。

Since touch panel is consist of Glass, pls. be careful your hand and other part from injury at handling. You must wear gloves at handling.

(2) 本產品是使用玻璃所製，在使用觸控面板時，請注意不要施加強力衝擊。  
 Do not put a heavy shock or stress on touch panel.

(3) 拿起觸控面板時請勿從 FPC 拿取。  
 Do not lift Touch Panel by cable (FPC).

(4) 在 FILM 面處請勿施加重力。(例: 在組裝時從 FILM 吸取移動)  
 Do not add any stress only film face.  
 (Ex. Don't transfer the panel by film face with vacuum)

(5) 表面清潔時，請使用「乾的柔性布」或「浸泡過中性清潔液擰乾的布」或「沾有酒精的柔性布」。請勿使用有機溶劑、酸、鹼類溶劑。  
 Pls. use dry cloth or soft cloth with neutral detergent (after wring dry) or one with ethanol at cleaning. Do not use any organic solvent, acid or alkali solution.

元 管理 圖 原 日付

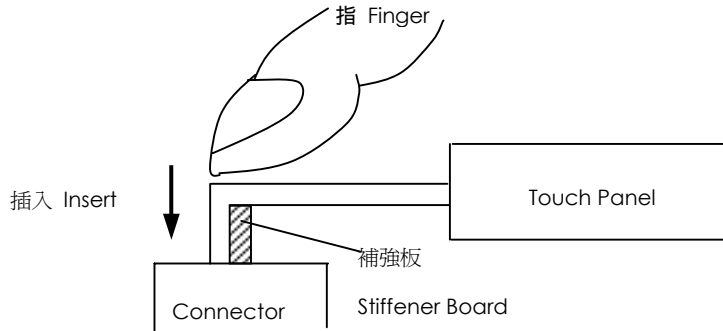
					Title: Touch Panel Spec.	
					Draw No. Tech Bes TTI-06001	Cust
ED	Date	Design	Check	Description		富晶通科技股份有限公司 Transtouch Technology Inc.
Des	20060105	Dicor	Chk	App.	11/16	SHEET

(6) 保存時請勿重疊放置。特別是請勿用重物壓著。

Do not pile Touch Panel. Do not put heavy goods on Touch Panel.

(7) FPC 請勿折彎，有可能使迴路線斷裂。特別是對於連結器的插入部分，因為貼有補強板，在插入連結器時請勿施加過多的力量。請避免以下圖方式插入。

Do not bend a cable of Touch Panel for prevent happen to line cut failure. Please don't use following method for insert the cable to connector.



(8) 在實際組裝設計時，請注意以下事項。

Please pay attention for the matter as stated below at mounting design of touch panel & enclosure

- 1. 觸控面板的上蓋支撐物請設定在透明範圍的外側。  
(上蓋請勿壓在透明範圍上，會有誤動作的情況發生)  
Enclosure support to fix touch panel must be out of view (transparent) area.(Do not design enclosure presses the view area to protect from miss input)
- 2. 上蓋的外框請設定在透明範圍的內側、動作保證範圍的外側。  
(上蓋的外框請勿接觸到透明範圍)。  
Enclosure edge must be between view area & Guaranteed active area. (Enclosure edge must not touch with view area)
- 3. 觸控面板上下部的壓合，請以橡膠等彈性材質。  
We recommend the material of support to fix touch panel is elastic material.

原圖管理元  
↑  
日付

					Title: Touch Panel Spec.	
					Draw No. Tech Bes TTI-06001	Cust
ED	Date	Design	Check	Description		富晶通科技股份有限公司 Transtouch Technology Inc.
Des	20060105	Dicor	Chk	App.		
					SHEET	12/16

1 2 3 4

-4. 使用時，觸控面板的上面(FILM)請勿與上蓋黏著固定。  
Do not bond top surface (film) of touch panel with enclosure.

-5. 觸控面板上部的邊角，因為玻璃導電層有傳導性，在組裝設計時請注意不要與金屬材質接觸。  
The corner parts (fig.\*) has conductivity. Do not touch any metal part after mounting.

-6. 有防水需求時，請考慮用橡膠等材質對迴路週邊做防水。  
Special design is required for water resistance use.

-7. 當使用 Air gun 向觸控面板吹氣時，建議 Air 壓力調整為 2kg/cm<sup>2</sup> 以下，並且勿從玻璃側朝 FPC 直接吹氣，以免 FPC 在強烈 Air 壓力下，造成脫落。  
Cleaning Touch panel by Air gun, pressure 2kg/cm<sup>2</sup> below is suggested.  
This is preventing FPC to peel off when air is blowing to FPC from glass side.

【實裝構造例 Mounting condition example】

The diagram illustrates the mounting conditions for a touch panel. It shows a cross-section of the panel and its enclosure. Key features and labels include:

- 透明範圍 (View (transparent) area):** The area where the touch panel is visible through the enclosure.
- 上蓋外框 (Enclosure edge):** The edge of the top enclosure.
- 動作保證範圍 (Guaranteed active area):** The area where the touch panel's active layer is guaranteed to work.
- LCD 表示範圍 (LCD Display area):** The area where the LCD display is located.
- Anti-input area (誤動作防止範圍):** An area designed to prevent accidental inputs.
- Support (elastic):** An elastic support structure used to hold the touch panel in place.
- 上蓋 (Top Enclosure):** The top part of the enclosure, marked with an asterisk (\*).

原圖管理元

日付

↑

					Title: Touch Panel Spec.	
					Draw No. Tech Bes TTI-06001	Cust
ED	Date	Design	Check	Description		富晶通科技股份有限公司 Transtouch Technology Inc.
Des	20060105	Dicor	Chk	App.		
					SHEET	13/16

原稿保存於商品技術至少 13 年

TTIR0670304

1 2 3 4

-8. 必須在靠近 FPC 位置處預留 FPC 線路空間, 絕對避免外殼或其他零件碰觸或擠壓 FPC, 造成 FPC 脫落.

The mounting structure must has a reserved space for the FPC tail and never touch or squeeze the FPC by case or another components preventing FPC to peel off.

【實裝構造例 Mounting condition example 2】

This diagram illustrates a cross-sectional view of a touch panel assembly. A rectangular Touch Panel is mounted on a substrate. To its right, an LCD is positioned. A narrow gap, labeled 'Space', is maintained between the touch panel and the LCD. An FPC (Flexible Printed Circuit) is shown connecting the touch panel to the LCD. The entire assembly is housed within a Case, which is shown as a U-shaped frame. Arrows point from the labels 'Touch Panel', 'LCD', 'Space', 'FPC', and '外殼 Case' to their respective parts in the diagram.

【實裝構造例 Mounting condition example 3】

This diagram shows another cross-sectional view of a touch panel assembly. A Touch Panel is mounted on a substrate. Below the substrate is a Control board. An FPC connects the touch panel to the control board. To the right of the touch panel, an LCD is positioned. A 'Space' is indicated between the touch panel and the LCD. Arrows point from the labels 'Touch Panel', 'LCD', 'Space', 'FPC', and 'Control board' to their respective parts in the diagram.

原圖管理元  
↑  
日付

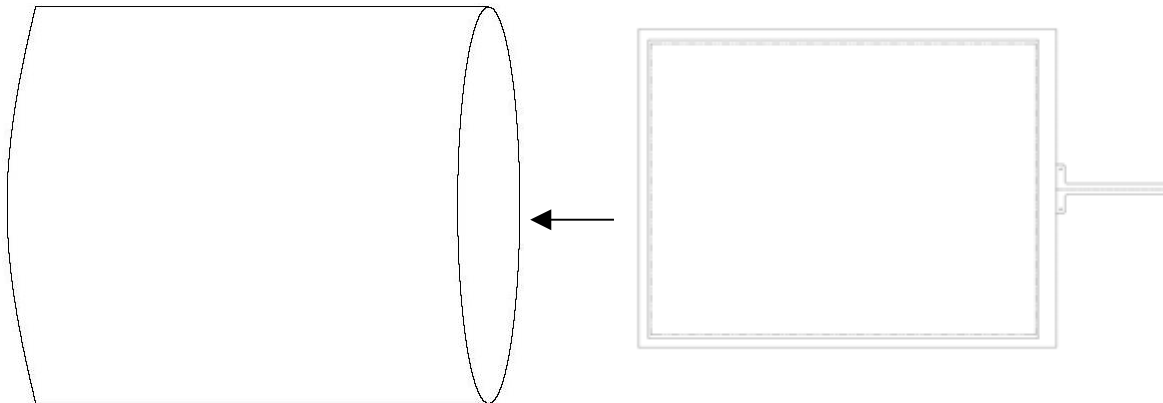
					Title: Touch Panel Spec.	
					Draw No. Tech Bes TTI-06001	Cust
ED	Date	Design	Check	Description		富晶通科技股份有限公司 Transtouch Technology Inc.
Des	20060105	Dicor	Chk	App.		
					SHEET	14/16

原稿保存於商品技術至少 13 年

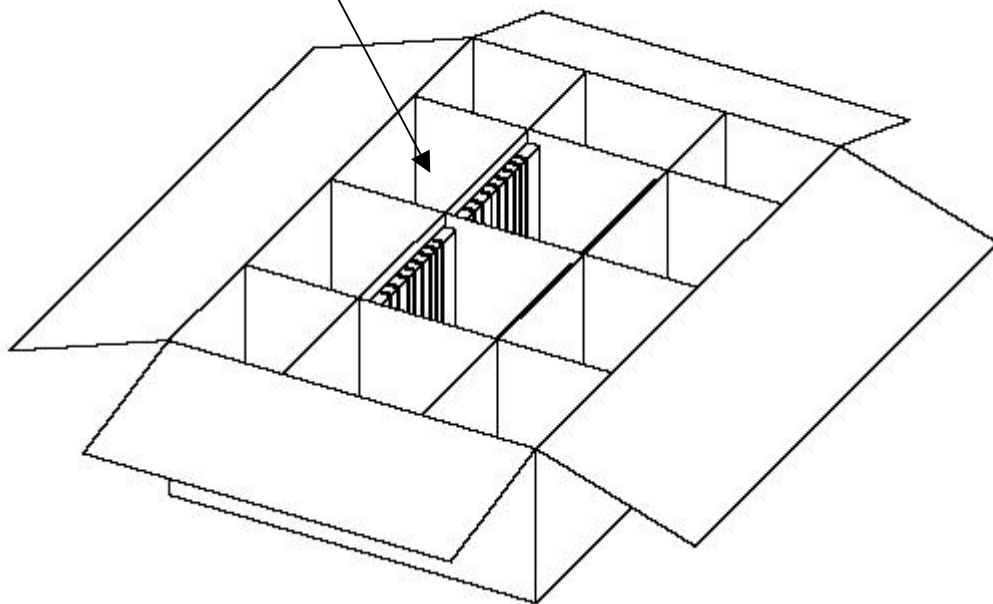
TTIR0670304

10. 包裝型式 Packing Method :  
 如圖 as drawing

觸控面板裝入清潔袋內  
 Touch panel in a clean bag



裝入包裝箱內 (Put in carton)



1 個裝滿的包裝箱內含 52 片觸控面板  
 A full carton with 52 pieces of touch panels

原圖管理元

↑

日付

					Title: Touch Panel Spec.	
					Draw No. Tech Bes TTI-06001	
					Cust	
ED	Date	Design	Check	Description		富晶通科技股份有限公司 Transtouch Technology Inc.
Des	20060105	Dicor	Chk	App.		
					SHEET	15/16

1

2

3

4

A

A

包裝箱外側兩邊以圖章打印綠色『RoHS』字樣  
 Two Green RoHS marks stamped on both sided of one full carton

B

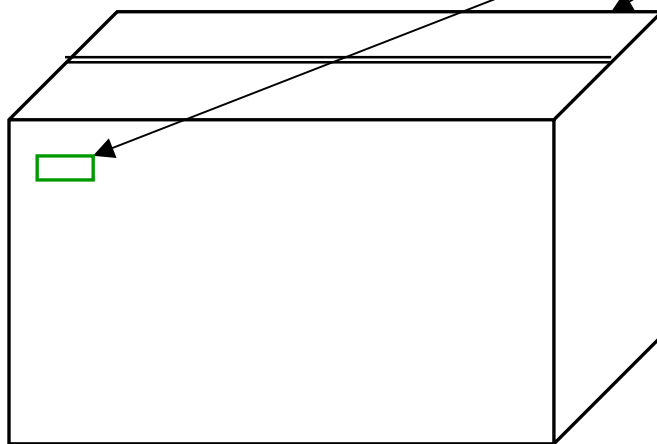
B

RoHS



C

C



D

D

原圖管理元	↑
日付	

E

					Title: Touch Panel Spec.	
					Draw No. Tech Bes TTI-06001	
					Cust	
ED	Date	Design	Check	Description		
Des	20060105	Dicor	Chk		App.	
					富晶通科技股份有限公司 Transtouch Technology Inc.	
					SHEET	16/16

F



