





EVMK2H Evaluation Module Quick Start Guide

EVMK2H Evaluation Module




A	No Functionality	F	Reserve for factory programming
B	1 press: safe shutdown of SOC; 2 presses within 0.5sec: warm reset; 3 presses with 0.5 sec: full reset; 4 presses with 0.5 sec: cancel reset	G	MCU Reset Jumper for BMC field update
C	COM2: SoC UART Console	H	Dip switch for boot configuration: 0001: No Boot/JTAG DSP Little Endian Boot mode 0010: Uboot mode
D	COM1: MCU UART Console	I	Provide 2 console ports in USB interface (same as "C" and "D")
E	Reserve for factory programming	J	MCU Reset: Resets the microcontroller and will reset the entire board

Instructions to boot up application launcher:



1

Ensure EVM configuration switch are set as shown for NOR SPI Boot.



2

Get the IP Address from the LCD.



3

Enter the address into a web browser on a PC.



4

The Matrix Application Launcher will load on the browser. Click on any icon to load application.

Getting Started:

Please see the 'Getting Started' chapter in the MCSDK User Guide for hardware and software setup:

http://processors.wiki.ti.com/index.php/MCSDK_User_Guide_for_KeyStone_II.

Important Notes when handling the EVM:

- Plug in all the cables before powering ON the EVM to ensure proper grounding.
- Do not unnecessarily flex the boards, while inserting cables. Excessive flexing can break the PCB traces.
- Use proper ESD procedures when handling the EVM.
- Warning: Some components on the EVM may be too hot to touch with your bare hand when power is on.

Online Documentation

- TI device product page
<http://www.ti.com/product/66ak2h06>
<http://www.ti.com/product/66ak2h12>
- Multicore SDK
<http://www.ti.com/tool/bioslinuxmcsdk>
http://processors.wiki.ti.com/index.php/MCSDK_User_Guide_for_KeyStone_II
- CCS v5
http://processors.wiki.ti.com/index.php/Category:Code_Composer_Studio_v5

C663X EVM Information:

<http://www.advantech.com/Support/TI-EVM/default.aspx>

This link contains:

- Hardware & Software details
- User Guide
- Technical Reference Manual

EVMK2H EVM Support:

Please write to EVM667xsupport@advantech.com.tw for technical queries related to this EVM.

Advantech Address:

Advantech Co., Ltd.
No. 1, Alley 20, Lane 26, Rueiguang Rd., Neihu Dist., Taipei 114, Taiwan, R. O. C.
Toll Free: 0800-777-111
Phone: 886-2-2792-7818
<http://www.advantech.com/>

TI Worldwide Technical Support

Internet

TI Semiconductor Product Information Center Home Page
support.ti.com

TI Semiconductor KnowledgeBase Home page
support.ti.com/sc/knowledgebase

Product Information Centers

Americas

Phone +1(972) 644-5580 Fax +1(972)927-6377
Internet/Email support.ti.com/sc/pic/americas.htm

Europe, Middle East and Africa

Phone

European Free Call	00800-ASK-TEXAS (00800 275 83927)
International	+49 (0) 8161 80 2121
Russian Support	+7 495 981 0701

Note: The European Free Call (Toll Free) number is not active in all countries. If you have technical difficulty calling the free call number, please use the international number above.

Fax	+(49) (0) 8161 80 2045
Internet	support.ti.com/sc/pic/euro.htm

Japan

Fax

International	+81-3-3344-5317
Domestic	0120-81-0036
Internet/Email	
International	support.ti.com/sc/pic/japan.htm
Domestic	www.tij.co.jp/pic

Asia

Phone

International	+91-80-413816651-		
Domestic	Toll-Free-Number		Toll-Free-Number
Australia	800-999-084	Malaysia	1-800-80-3973
China	800-820-8682	New Zealand	0800-446-934
Hong Kong	800-96-5941	Philippines	1-800-765-7404
India	1-800-425-7888	Singapore	800-886-1028
Indonesia	001-803-8861-1006	Taiwan	0800-006800
Korea	080-551-2804	Thailand	001-800-886-0010

Fax	+886-2-2378-6808	Email	tiasia@ti.com ti-china@ti.com
-----	------------------	-------	--

Internet support.ti.com/sc/pic/asia.htm

Important Notice: The products and services of Texas Instruments Incorporated and its subsidiaries described herein are sold subject to TI's standard terms and conditions of sale. Customers are advised to obtain the most current and complete information about TI products and services before placing orders. TI assumes no liability for applications assistance, customer's applications or product designs, software performance, or infringement of patents. The publication of information regarding any other company's products or services does not constitute TI's approval, warranty or endorsement thereof.

The floating bar is a trademark of Texas Instruments.
All other trademarks are the property of their respective owners